

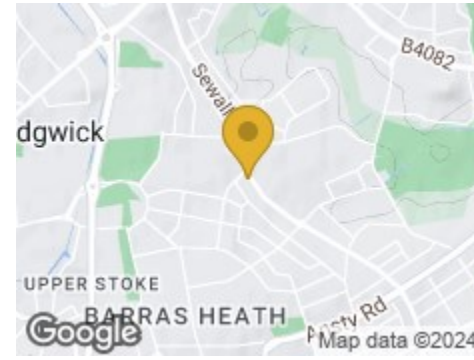
Road Map



Hybrid Map

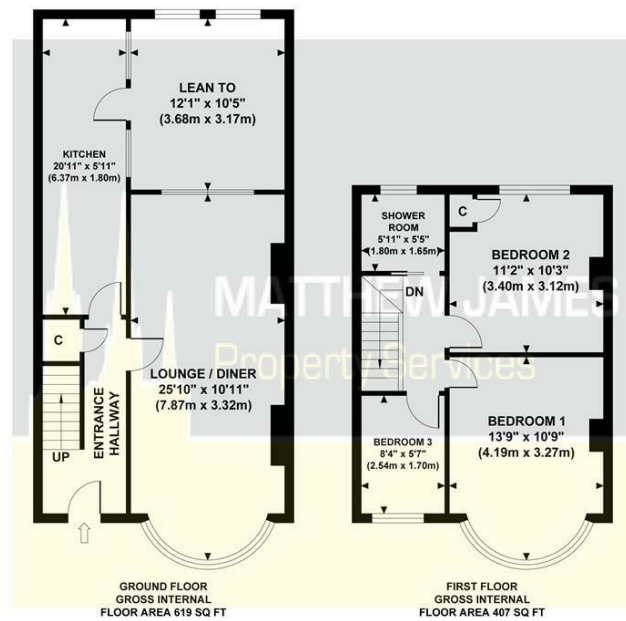


Terrain Map



Floor Plan

**SEWALL HIGHWAY**  
Approximate Gross Internal Area 1026.0 sq ft / 95.30 sq m



Although every attempt has been made to ensure accuracy, all measurements are approximate and no responsibility is taken for any error, omission, or mid-statement. This floor plan is for illustrative purposes only and not to scale. Measured in accordance to RICS standards.



**359 Sewall Highway**

Wyken, Coventry CV2 3PB

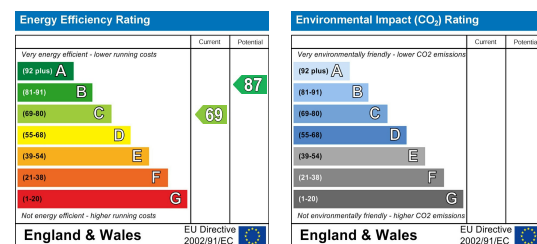
Offers Over £210,000



Viewing

Please contact us on 02477 170170 if you wish to arrange a viewing appointment for this property or require further information.

Energy Efficiency Graph



These particulars, whilst believed to be accurate are set out as a general outline only for guidance and do not constitute any part of an offer or contract. Intending purchasers should not rely on them as statements of representation of fact, but must satisfy themselves by inspection or otherwise as to their accuracy. No person in this firm's employment has the authority to make or give any representation or warranty in respect of the property.



CONTACT INFORMATION

24a Warwick Row, Coventry CV1 1EY  
02477 170170

info@matthewjames.uk.com  
www.matthewjames.uk.com

Facebook  
Twitter

# 359 Sewall Highway

Wyken, Coventry CV2 3PB

Offers Over £210,000



Approach

Entrance Hallway

Lounge / Diner  
25'10 x 10'11

Lean To  
12'1 x 10'5

Extended Kitchen  
20'11 x 5'11

First Floor Landing

Bedroom One  
13'9 x 10'9

Bedroom Two  
11'2 x 10'3

Bedroom Three  
8'4 x 5'7

Shower Room  
5'11 x 5'5

Rear Garden

Double Garage

